



Holy Trinity School - 2025 Summer Reading 1st grade

1. **The Watermelon Seed**


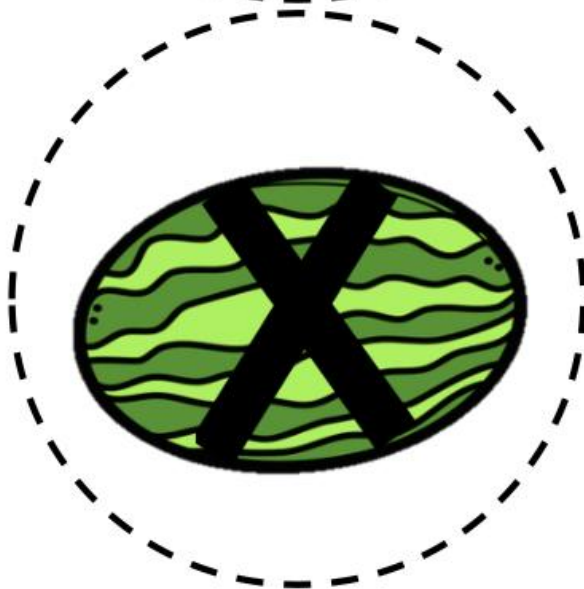



Author: Greg Pizzoli

1. Please have your child read The Watermelon Seed by: Greg Pizzoli
2. Color and cut out the enclosed pictures from the story.
3. Create “puppets” from the story (glue pictures on straws or popsicle sticks etc...)
4. Have your child retell the story using the puppets making sure to act out beginning, middle, and end of the story..
6. Create the video by the first Monday of school.
7. Please send video to fritz@holytrinitypa.com or Upload the Video to the Google Photo album: <https://photos.app.goo.gl/W59y4w2bXXyTZXmaA>
8. We will showcase our videos to the class the second week of school. Students are always very excited to see each other's videos!





2. **Not a Box**

Author: Antoinette Portis

1. Please read Not a Box by: Antoinette Portis
2. Draw a picture using a square and a circle. Transfer each shape into something new. Use your imagination, be creative (ex. Square turns into a spaceship)
3. Write one to two sentences about your picture on the appropriate pages. Make sure sentences have a capital letter and punctuation at the end.
4. Color both pictures, be creative. We will make a classbook with everyone's pictures once school starts.
5. Make sure your child's name is on both papers.




Puppet Pieces: Print on cardstock, laminate, and cut apart. Attach to popsicle sticks or hole punch and use yarn to make a necklace. Students use to re-enact the story. Can also be used to make a retelling headband. Glue pieces on a sentence strip.



Name:

It's NOT What You Think!



Name:

It's NOT What You Think!

